



Release notes

Release 2018.7 - 07-08-2018



Content

- 1. Introduction..... 3
- 2. Building..... 4
 - 2.1. Apps 4
 - 2.2. Users on building 5
 - 2.3. Mapping - Easier (un)linking products and materials..... 5
 - 2.4. Mapping - Creating products and materials by copying..... 5
- 3. Administration..... 7
 - 3.1. Insight into the properties of materials and products 7
- 4. Platform 8
 - 4.1. API..... 8
 - 4.1.1. Creating a user by means of a token 8
 - 4.1.2. API possibilities 9
 - 4.2. Performance enhancements 12
 - 4.3. Enhancements in user interface and Material passport..... 12
- 5. Questions/Remarks..... 13



1. Introduction

Madaster strives for a continuous flow of releases with improvements or added functionalities. With each release of the Madaster platform, changes take place, visible or invisible to the user. This document provides an overview of the changes within the Madaster Platform.


2. Building

On building level, two new tabs have been added, being: Apps and Users on which the following new functionality is available:

GENERAL BUILDING BUILDING PROCESS CIRCULARITY FINANCIAL DOSSIER APPS ► **USERS**

2.1. Apps

The Madaster Partner Apps are aimed at creating extra value for you within the Madaster Platform. Madaster distinguishes three types of partners: Solution Partners, Data Partners and Service Partners. Each with their own knowledge, expertise and tools that you can use as a Madaster user. On the Apps tab you will find a further explanation of the different types of partners.



The screenshot shows the 'MADASTER PARTNER APPS' section of the Madaster platform. The navigation bar includes: ALGEMEEN, GEBOUW, BOUWPROCES, CIRCULARITEIT, FINANCIEEL, DOSSIER, ► APPS, and GEBRUIKERS. An information icon (i) is visible in the top right corner of the content area.

MADASTER PARTNER APPS

De Madaster Partner Apps zijn erop gericht om extra waarde voor u te creëren binnen het Madaster Platform. Madaster onderscheidt drie type partners: Solution Partners, Data Partners en Service Partners. Ieder met hun eigen kennis, expertise en tools waar u als Madaster gebruiker gebruik van kunt maken. Hieronder vindt u een verdere toelichting op de verschillende type partners.

SOLUTION PARTNERS

Solution Partners voorzien in softwareoplossingen die met behulp van een koppeling geïntegreerd zijn binnen het platform. De data die in het platform aanwezig is, wordt direct gebruikt in de diverse koppelingen.

DATA PARTNERS

Data Partners bieden services om het Madaster platform te verrijken en de betrouwbaarheid van data te vergroten. Voorbeelden van data die Data Partners leveren zijn financieel, circulair en materiaal gerelateerde data.

SERVICE PARTNERS

Service Partners leveren via Madaster hun expertise aan een grote groep klanten. Voorbeelden zijn trainingen, BIM-modellering services, datacertificatie of advieswerk.

SOLUTION PARTNERS




W/E adviseurs
Maak een MPG-berekening

W/E adviseurs

LEES MEER ▼

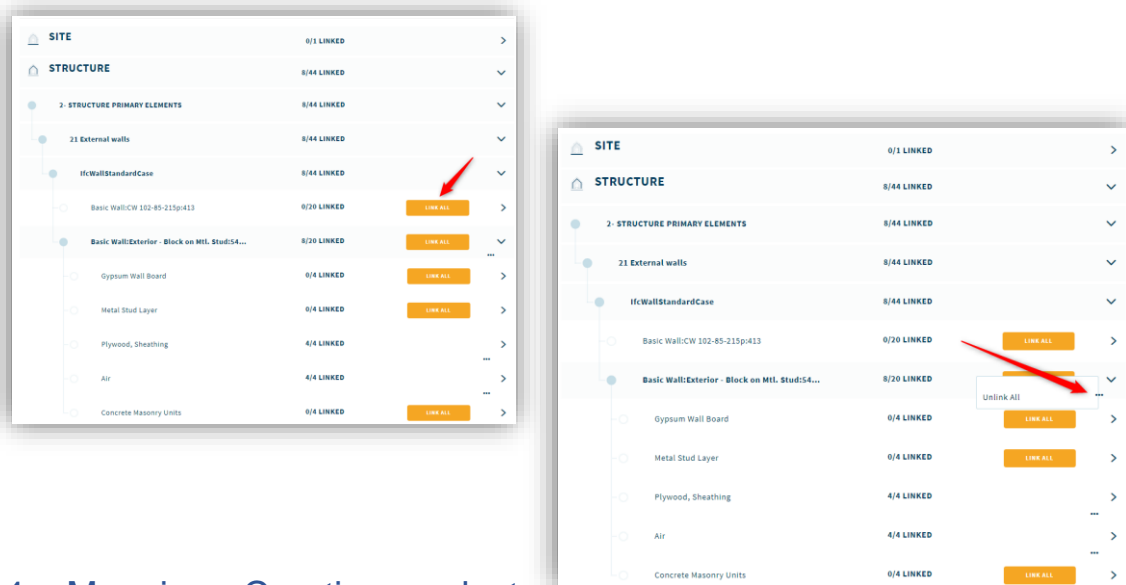
2.2. Users on building

The functionality to edit permissions at building level has been moved from the General tab of the building to the new User tab.

USERS	
EDIT PERMISSIONS  ADD USER  ADD USER BY TOKEN 	
USER	ROLE
Erik Puffelen	Account Administrator
Jan van Oorsprong	Building Manager

2.3. Mapping - Easier (un)linking products and materials

The linking or unlinking of materials and products in the enrichment screen has been improved. For example, it is now possible to link or unlink multiple elements at an even higher level than previously was possible.




2.4. Mapping - Creating products and materials by copying

During the mapping of materials and products, it is now easier to create a new material or product on by using an existing material or product and copying it. When in the enrichment screen is chosen to link an element, the search screen appears where you can search within materials and products. Here a new function 'Copy selected material / product' is added depending on the chosen element.

MAP: BASIC WALL: CW 102-85-215P:413

SEARCH EXISTING ELEMENT

CREATE NEW 

FILTER ON	NAME	TYPE	SUPPLIER
▼ PRODUCT TYPE			
<input type="radio"/> Material (160)	<input type="radio"/> XPS Polystyreen	Material	More info ▼
<input type="radio"/> Quantity (17)	<input type="radio"/> HPL	Material	More info ▼
<input type="radio"/> Volume (15)	<input checked="" type="radio"/> Populieren hout	Material	More info ▼
<input type="radio"/> Area (1)	<input type="radio"/> Oregon pine	Material	More info ▼
► SUPPLIER	<input type="radio"/> Papercrete	Material	More info ▼
► SOURCE	<input type="radio"/> Steiger houtÅ	Material	More info ▼
	<input type="radio"/> Siliconen	Material	More info ▼
	<input type="radio"/> Betonblok	Material	More info ▼
	<input type="radio"/> Asfalt	Material	More info ▼

100 RECORDS

As soon as the button is clicked, the screen for the creation of a new material or product appears with prefilled information of the material or product. By adjusting only certain properties of the material or product, in this way a new version can be added and linked quickly.

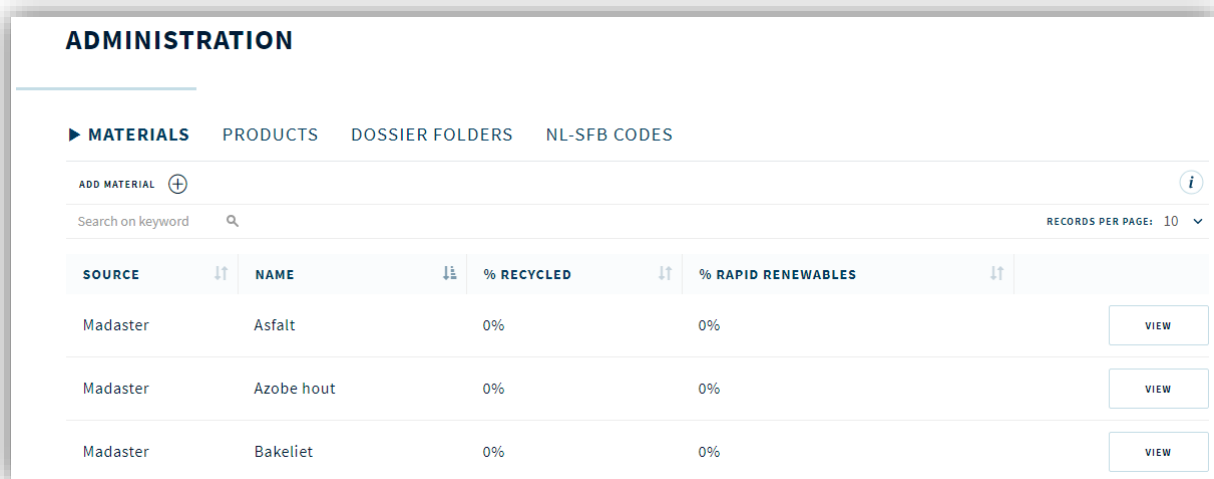
3. Administration

3.1. Insight into the properties of materials and products

Within the Madaster platform a material and product list are standard available. These exist, among other things, from materials and products presented by Madaster and by materials and products made available by producers and suppliers or external parties (such as NIBE), and often already contain detailed information about, for example, circularity. When importing a building, as much as possible materials and products will be automatically linked with this materials and product database. In addition, there is the possibility to add materials and products yourself.

To make it easier for the user to have an insight of the properties of materials and products that have not been added by himself, a new possibility has been added to view these properties. In this way it is even easier to see if you want to use a certain material or product when importing and linking within Madaster.

Go to the Administration menu and then to the materials or products overview. With a specific material or product the 'View' button can be selected. An overview of the properties of the relevant material or product is then shown.



The screenshot shows the 'ADMINISTRATION' menu with 'MATERIALS' selected. Below the menu is a search bar with 'ADD MATERIAL' and a search icon. The table below has columns for SOURCE, NAME, % RECYCLED, and % RAPID RENEWABLES. Each row has a 'VIEW' button.

SOURCE	NAME	% RECYCLED	% RAPID RENEWABLES	
Madaster	Asfalt	0%	0%	VIEW
Madaster	Azobe hout	0%	0%	VIEW
Madaster	Bakeliët	0%	0%	VIEW

4. Platform

Within the platform, a number of building and / or portfolio-transcending new functionalities have also been realized. These are described below.

4.1. API

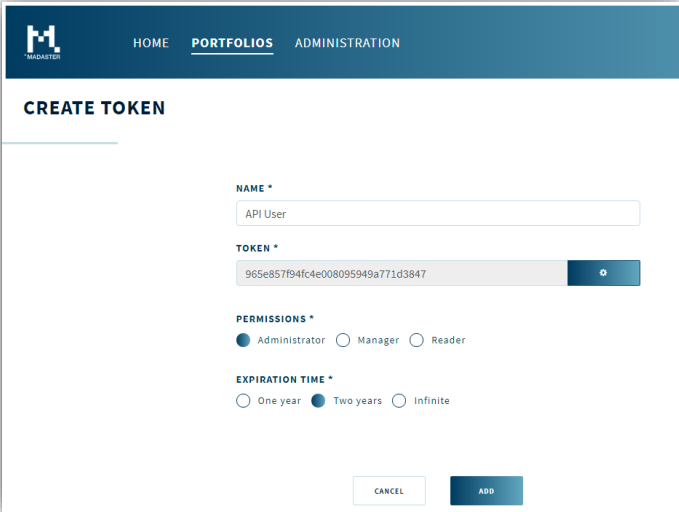
Version one of the Madaster API (Application Programming Interface) is available. Now you may wonder "what is an API?". An API can be seen as an extension to an existing system or existing software solution that makes it possible to make functionality of a system available to other systems. In other words: an API enables communication and the exchange of information between different software systems. It serves as an interface between different software applications so that the used code automatically gives the systems access to information and / or functionality, without developers having to know how the other program works exactly.

With this first version it is possible for an account owner to create a new type of user by means of a token (a unique code), with which access to the data of an account can be obtained, such as building information, circularity information etc. In addition, data from the external platform can also be added to the Madaster platform. Think for example of adding a portfolio or building and the underlying data and, for example, an IFC file.

Below, the creation of such a token will be explained and then the exchange options available will be described.

4.1.1. Creating a user by means of a token

In order to get access via the API, a new type of user can be created in Madaster on the basis of a token. With this token, a unique code, access to the data can be gained from another system and the validity and rights are checked on the basis of this token.



When creating the account, you can assign the rights for this account, ie Administrator, Manager or Reader. The rights are the same as those of a 'normal' user. You can also choose how long the account remains active. Choices are 1 year, 2 years or infinite.

4.1.2. API possibilities

Below, the possibilities for exchanging data via the API are discussed per entity. Extensive (technical) documentation is available via: <https://docs.madaster.com/api>

API – Portfolio

For portfolios, it is possible to perform the following actions (depending on the rights of the API user):

- Create
 - Create a new portfolio with corresponding fields
- Read
 - Get a list of portfolios the user has rights to
 - Request the summarized data from the following tabs of a portfolio
 - General
 - Dossier
 - Users
- Update
 - Update the general properties of a portfolio
 - Update user rights
- Action
 - Trigger the generation of a Material Passport
- Delete
 - Delete a portfolio

API – Building

For buildings, it is possible to perform the following actions (depending on the rights of the API user):

- Create
 - Create a new building with the following properties
 - Fields on the General tab
 - Specify classification category
- Read
 - Request a list of all buildings the user has rights to
 - Request the summarized data from the following tabs of a building
 - General tab
 - Validation report on building level
 - Users
 - Files validation overview
- Update
 - Update the general properties of a building
 - General tab
 - User rights
- Action

- Trigger the recalculation of a building
 - Trigger the generation of an Excel-export and Material Passport
- Delete
 - Delete a building

API – Materials and Products

For materials and products, it is possible to perform the following actions (depending on the rights of the API user):

- Create
 - Create a new material or product including composition of a product
- Read
 - Request a list of materials or products
 - Request the properties of a material or product, among which:
 - General properties
 - Circular Index properties
 - Composition
- Update
 - Update properties of a material or product, among which:
 - General properties
 - Circular Index properties
 - Composition

API – Building File

For a building file at building level (an IFC file or Excel import o.b. the available template), it is possible to perform the following actions (depending on the rights of the API user):

- Create
 - Create a new building file
 - Upload a BIM/Excel file/other files
- Read
 - Request a list of building files at building level
 - Request general properties such as status, date changes, name, number of elements etc.
 - Request the validation percentages of a building file
 - Download the url of a file with a SAS token
- Update
 - Update the status (active yes/no) of a building file
- Action
 - Start the import of a building file
 - Start the refinement of a building file
 - Trigger the generation of a material passport
- Delete
 - Delete a file

API – Building file elements

For the elements of a building file (an IFC file or Excel import o.b. the available template), it is possible to perform the following actions (depending on the rights of the API user):

- Create
 - Create a single building file element beneath a building file which has been created by the API with state 'importing'
- Read
 - OData Query
 - Support for \$ filter on general fields
 - Read the properties of a specific building file element thru the building file id.
- Update
 - Update a single building file element from a building file which has has been created by the API with state 'importing'
- Delete
 - Delete a single building file element from a building file which has been created by the API with state 'importing'

API – Portfolio File

For a portfolio file at portfolio level it is possible to perform the following actions (depending on the rights of the API user):

- Create
 - Create a new portfolio file
 - Upload a file
- Read
 - Request a list of portfolio files at portfolio level
 - Request general properties such as status, date changes, name, etc.
 - Download the url of a file with a SAS token
- Delete
 - Delete a file

API – Circular data of a building

For a building it is possible to read the following circular data (depending on the rights of the API user):

- Read
 - Madaster Circularity Indicator
 - Circularity construction phase
 - Circularity use phase
 - Circularity end of life phase
 - CI building score
 - Penalty for unknown materials
 - Penalty for products with an unknown layer of brand

API – Financial data of a building

For a building it is possible to read the following financial data (depending on the rights of the API user):

- Read
 - Request the summarized data from the following tabs of a building
 - Financial
 - Current value
 - NPV value end of life
 - Total euro per material group
 - Total euro per layer of brand

When requesting the financial values the following parameters can be inserted optionally.

1. Inflation percentage
2. BDB index
3. Discount rate

4.2. Performance enhancements

During the past period we have improved the overall performance of the platform. For example in the speed of the user interface, but also in the background in for example uploading and processing IFC files.

4.3. Enhancements in user interface and Material passport

Improvements have been made both in the platform itself and in the Materials passport. In the platform, for example, the navigation has been improved and made more uniformly.

Various textual and visual adjustments have been done in the materials passport.



5. Questions/Remarks

Did you notice anything not working properly while using the Madaster platform? Please inform us by contacting our service desk.

Email address : service@madaster.com
Phone number : 085-0657436