



## Release notes

Release 2019.1 - 21-01-2019





## Content

1. Introduction .....	3
2. Apps - MPG Calculation .....	4
2.1. MPG calculation in collaboration with Solution Partner W/E Advisers .....	4
3. Questions/Remarks.....	7



# 1. Introduction

Madaster strives for a continuous flow of releases with improvements or added functionalities. With each release of the Madaster platform, changes take place, visible or invisible to the user. This document provides an overview of the changes within the Madaster Platform.

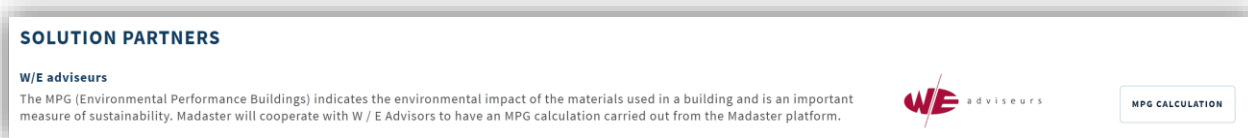
## 2. Apps - MPG Calculation

### 2.1. MPG calculation in collaboration with Solution Partner W/E Adviseurs

Within the Madaster platform a MPG calculation of a building can be performed. In cooperation with our solution partner W / E Advisors, this option has been developed and makes it very easy to perform an MPG calculation from a building where IFC files have been uploaded, for example by means of a building decree.

Below we will give you a short introduction of how this functionality works in the platform

To start the MPG calculation, go to the building for which you want to perform an MPG calculation. Then go to the tab 'Apps'. Under the 'Solution Partners' tab you will find W/E Advisors as a solution partner with the option to use the 'MPG calculation' button to start the wizard that guides you in calculating the MPG calculation.



When these steps have been completed successfully, 2 files are stored in the dossier of the relevant building:

- A PDF file in which the data used and the MPG calculation can be viewed.
- A data file that you can use if you have any questions / or want additional advice about your MPG calculation. You can submit this file to W/E Advisors which makes them able to help you better.

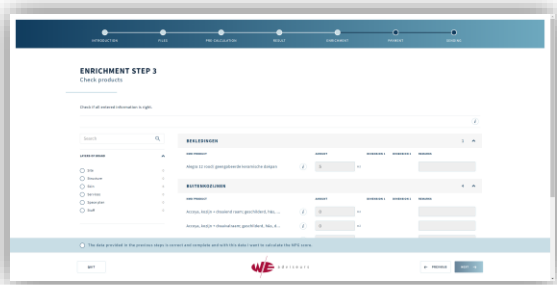
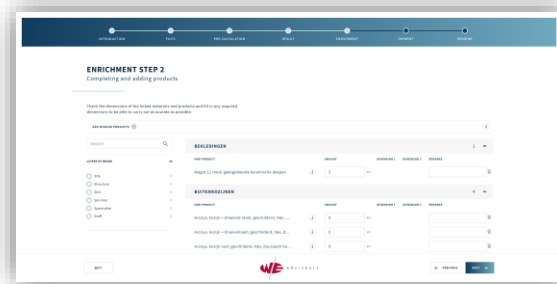
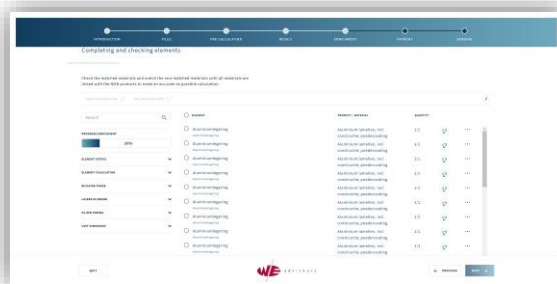
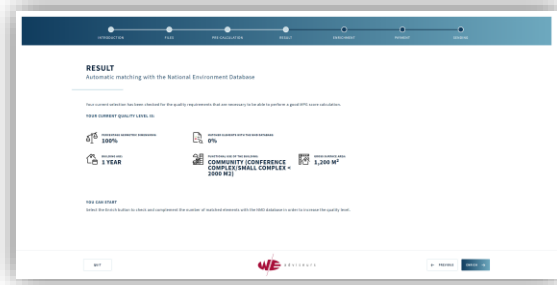
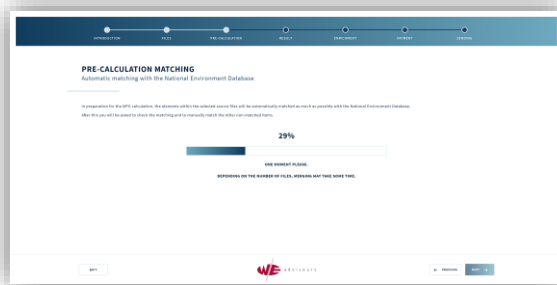
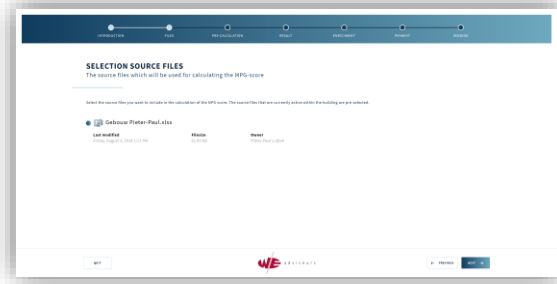
The wizard exists of 7 steps:

1. **Introduction:** Here you will find is a short introduction, price, and conditions that must be met before the MPG calculation can be carried out.
2. **Files:** In this step, from the active IFC files within the building you select the set of IFC files that you want to include in the MPG calculation.
3. **Pre-calculations:** the IFC files selected in the previous step are merged into one file and the elements from the IFC files are matched as much as possible with the National Environment Database product list on which the MPG calculation will be carried out.
4. **Result:** in this step the result of the automatic matching is shown. In addition, a number of important values such as age, use function and gross floor area of the building are shown as they are specified in the General tab of the building. These values are necessary and are included in the MPG calculation. Make sure they are in place before you continue!
5. **Enrichment:** this step consists of a number of sub-steps. First of all, you will link the non-automatically matched elements manually and you can check the automatically linked products and adjust them where necessary. In the next sub-step, the dimensions are automatically calculated and you can check or add and/or adjust where necessary and you can add an explanation to a linked product. In addition, you can add any missing products in this step. For example KWh and other products/information that does not appear in an IFC file, but that may be necessary for the MPG calculation. The last sub-step is a last check on the entered data.
6. **Payment:** the payment of the MPG calculation is done via the payment environment of W/E Advisors. You enter some administrative data here (name, e-mail address for received invoice, etc.) and you pay the costs directly to W/E Advisors for the calculation of the MPG.
7. **Sending:** When the payment is successful, all necessary data will be sent to W/E Advisors where the MPG calculation will be carried out.
8. **Completion:** as soon as the calculation has been carried out, the MPG value is shown in the last step of the wizard and you can go directly to the building's dossier in order to view and download the comprehensive MPG report.

**If you have any questions regarding the MPG calculation, invoicing or other general questions about MPG, you can contact W/E Advisors directly.**

When you performed a calculation for a specific building, you have the option to perform new MPG calculations for this building for free for one year. You simply restart the wizard via the solution partner.

Below you will find a number of screenshots of the wizard as described above.





### 3. Questions/Remarks

Did you notice anything not working properly while using the Madaster platform? Please inform us by contacting our service desk.

---

Email address : [service@madaster.com](mailto:service@madaster.com)  
Phone number : 085-0657436