



Release notes

Release 2019.8 – 11-09-2019



Contents

1. Introduction	3
2. Adjustments for Switzerland	4
2.1. General information	4
2.2. German language in platform	4
2.3. eBKP	4
2.4. BuildUp database	5
2.5. Other available databases	8
3. Madaster documentation	9
4. Reversing filters for searching for materials and products.....	10
4.1. Bug fixing.....	10
5. Questions/Remarks.....	11



1. Introduction

Madaster strives for a continuous stream of releases with improvements or expansion of the functionalities. With every release of the Madaster platform, changes take place, visible or invisible to the user. In this document you will find an overview of these changes within the Madaster Platform.

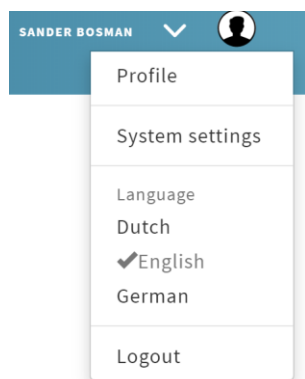
2. Adjustments for Switzerland

2.1. General information

In this release adjustments have been made for the Madaster release in Switzerland. Until now, Madaster was focused on the Dutch buildings with mainly information from Dutch databases and other country specific data. The recent changes are aimed at integrating specific Swiss data sources and the like within Madaster. In these releases we will mention these expansions. You may not be able to see all the changes, because from now on some data can only be seen for a certain country. For users who have access to a Dutch account only the Dutch databases such as NMD are visible, while for users who have access to Swiss account materials and products from these databases are not visible. Instead, Swiss users have access to databases (e.g. BuildUp) containing materials and products from Switzerland.

2.2. German language in platform

The platform is now also available in German. The language can be changed via the drop down menu at the top right of the screen or via the profile page.



2.3. eBKP

As of this release, Madaster supports the eBKP-H (Building Cost Plan Hochbau) classification method for Swiss users (for more information see also: <https://www.crb.ch/crbOnline/CRB-Standards/Baukostenplan/Baukostenplan-Hochbau-eBKP-H.htm>).

On the administration page, under the heading classification methods, you can find the eBKP method list. It shows how Madaster translates each element into its Layer of Brands.

ADMINISTRATION

MATERIALS & PRODUCTS DOSSIER FOLDERS **CLASSIFICATION METHODS**

eBKP

A	Grundstück	
A 1	Grundstück, Baurecht	Unknown
A 1.1	Grundstückserwerb	Unknown
A 1.2	Baurechtserwerb	Unknown
A 1.3	Bauwerkserwerb	Unknown
A 1.4	Perimeterbeitrag	Unknown
A 2	Nebenkosten zu Grundstück, Baurecht	Unknown
A 2.1	Handänderungssteuer, Gewinnsteuer	Unknown
A 2.2	Notariatskosten	Unknown
A 2.3	Grundbuchgebühr	Unknown
A 2.4	Anwaltskosten, Gerichtskosten	Unknown

2.4. BuildUp database

Users with access to a Swiss account can link products from the Swiss BuildUp database. This database contains almost 1 million products and therefore these products are initially not all available within the platform. The process of enriching elements from your source file with products from this database is therefore slightly different from how linking normally works.

When you are enriching a file that has been read under a building of a Swiss account, BuildUp will be shown in the list of available sources.

VERBINDEN: DACHRAND 2:DACHRAND 2:2807448

VORHANDENES ELEMENT SUCHEN NEU ERSTELLEN KOPIE AUSGEWÄHLT

FILTERN NACH

Archicad CH 0
 Madaster 0
 BuildUp 11
 Madaster Switzerland 0


LIEFERANT
 PRODUKTYP

NAME	TYP	LIEFERANT	
<input type="radio"/> B-eco	Menge	Bédert AG	Mehr info
<input type="radio"/> Designo Comfort-Dachfenster WDC i89PK W WD AL 09/14 __ HEF	Menge	Roto Frank (Schweiz) GmbH - Dachfenster	Mehr info
<input type="radio"/> Designo RotoTronic WDT R68CH N WD CU 13/09 __ HEF	Menge	Roto Frank (Schweiz) GmbH - Dachfenster	Mehr info
<input type="radio"/> GK58TSPLCN	Menge	Electrolux Schweiz AG	Mehr info
<input type="radio"/> Glasschloss für 2-fig Drehtür-Anlagen Gleichschliessend	Menge	OPO Oeschger AG	Mehr info
<input type="radio"/> Glasschneider SILBERSCHNITT mit 1 Hartmetall-Schneidrädchen	Menge	Debrunner Acifer AG	Mehr info
<input type="radio"/> Kochfeld	Menge	Miele AG	Mehr info


11 ERGEBNISSE

When this source is selected you can find the products from BuildUp that have been used within the platform before. Because it differs per product which information is available and what it is called, it is not possible to store a lot of information that is important within Madaster. We have chosen to always create a product from BuildUp as a quantity product. In addition, the name and supplier of a product is known and in some cases we can store an EAN code and/or description.

If between the choices shown, the right product does not appear, you can search the BuildUp database by clicking on "Search in BuildUp". This will open the BuildUp search engine within the current window.

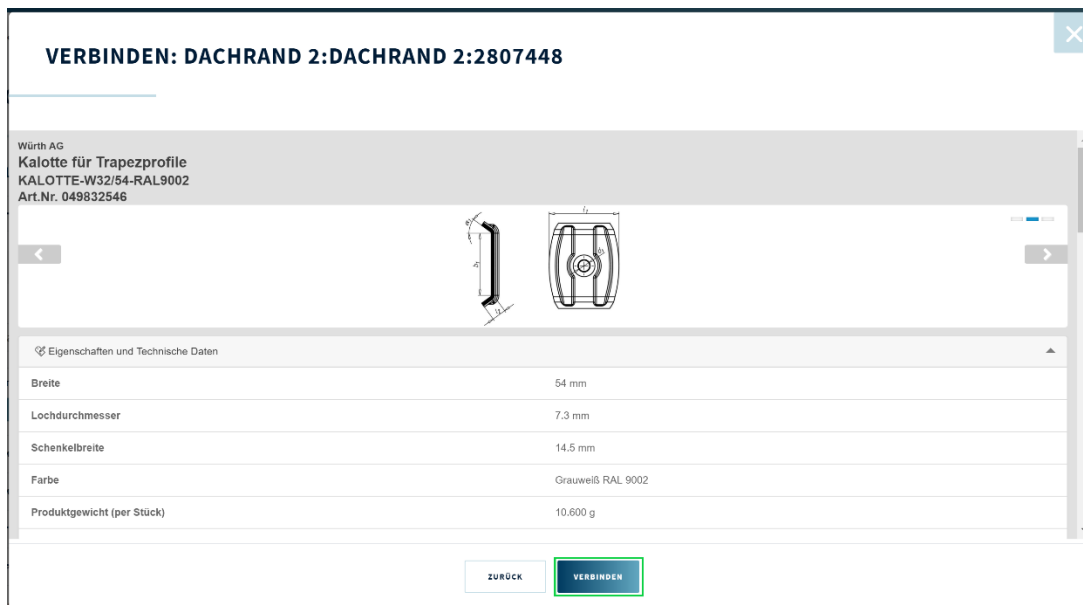
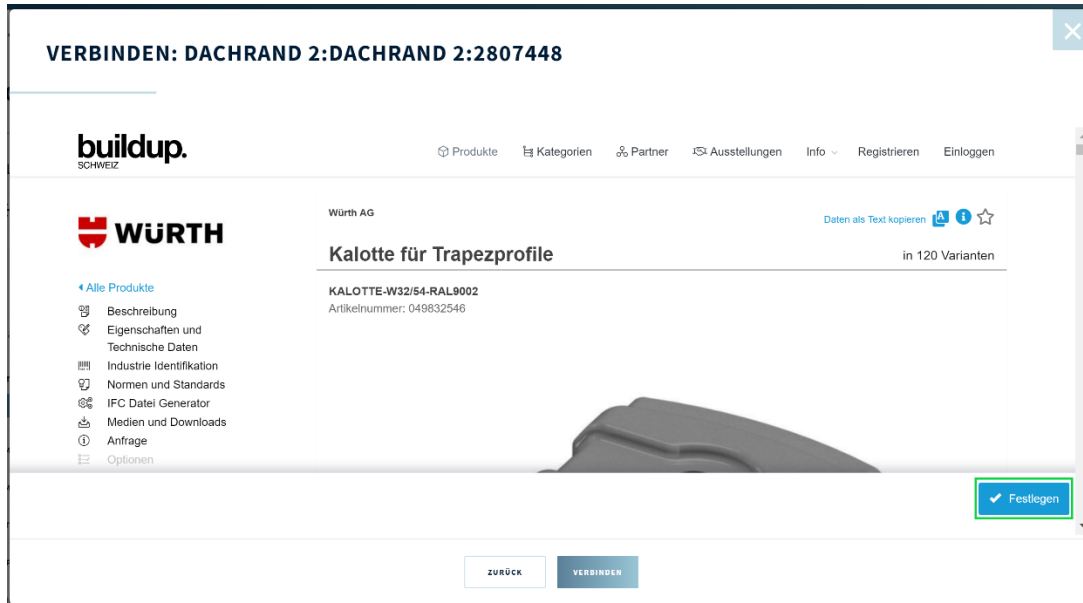


After searching on a search term, in most cases an overview with a lot of products emerges. You can also filter further on the supplier who manufactured the product.



When the right product is in the overview, you can select it and you will see an overview with detailed information about this product. If this is indeed the product you want to link to your element of the source file, you can click on the blue "festlegen" button in the bottom right-hand corner. This will take you to the last overview page where the most important information will be summarized. When you are satisfied with your

choice, you can click on the "link" button that has become available at the bottom of the screen. The available information is retrieved from the BuildUp database and stored in our database. Your element from the file is now linked to the BuildUp product. Repeat the above steps for each element you want to link to the BuildUp database.



Due to the limited information available from BuildUp, the search criteria of the product are only filled with the name of the product and must be the same as the material name in your source file. The automatic matching will probably not be able to link many products from BuildUp and therefore a lot will have to be linked manually with this database.




2.5. Other available databases

Another database that has become available for Switzerland is Archicad CH. This database contains materials that are common in Switzerland. In addition, the materials and products of the Madaster database are also available in Switzerland.



3. Madaster documentation

All explanations about the platform that can be found through the help icons within the platform and general manuals and the like can now be found on the updated site docs.madaster.com. The styling has been aligned with the Madaster platform itself and all FAQ pages have been moved here. This site is now also available in German.

 MADASTER DOCUMENTATION HOME FAQ API  

WELCOME TO THE MADASTER PLATFORM!

On this page you will find additional information about the use and development of the Madaster platform.

MANUALS

GENERAL MANUALS

- Open the [Madaster Quick Start Guide](#) – this briefly describes the necessary steps from registration to the creation of a materials passport in Madaster.
- Open the [Madaster User manual](#) – this describes in detail the functionalities of the Madaster platform and how to apply them.
- Download the [Madaster Material List 2019 EN UK](#) - it displays the materials in Dutch and English that are standard in the Madaster database.

BIM-SPECIFIC MANUALS & TEMPLATES

- Open the [Madaster Manual IFC-export \(Archicad & Revit\)](#) – this briefly describes the steps to export an IFC file from Archicad and Revit
- [Download](#) the Madaster IFC export template for Archicad - this includes the most optimal export settings for a IFC file to the Madaster platform.
- Read the [Madaster BIM-guidelines](#) – this briefly describes the most important instructions for the preparation of a BIM model.
- Read the [Madaster IFC import process](#) - this describes the processing of IFC files within the Madaster platform concerning geometric properties, classification coding, construction phasing and material use.
- Download the [Madaster Smart View set \(BIMCollab\)](#) – import this file into the BIMCollab Zoom solution to validate the quality of your IFC file.
- Download the [BIMCollab Zoom](#) solution (free IFC-viewer) and corresponding Quick Start Guide.
- Interesting general information about BIM is available through the [BIM loket](#).

REFERENCE WORKS

- Read the [Madaster Circulariteit Indicator](#) explained document – this describes in detail the operation of the Madaster Circularity Indicator (MCI) as well as the underlying methodology.

MADASTER SERVICEDESK

Do you have questions? Contact Madaster by telephone [085-0657436](tel:085-0657436) or e-mailaddress service@madaster.com.

4. Reversing filters for searching for materials and products

In the table of materials and products under the administration tab and in the search for materials and products when linking elements, the filters "source" and "supplier" are reversed.

ADMINISTRATION

► **MATERIALS & PRODUCTS** DOSSI

ADD MATERIAL ⊕ ADD PRODUCT ⊕

Search 

SOURCE ▼

SUPPLIER ▼

PRODUCT TYPE ▼

4.1. Bug fixing

Various minor bug fixes were implemented throughout the platform.



5. Questions/Remarks

Did you notice anything not working properly while using the Madaster platform? Please inform us by contacting our service desk.

Email address: service@madaster.com

Phone number: 085-0657436